

Upper Bann U3A - Digital Devices Survey December 2015

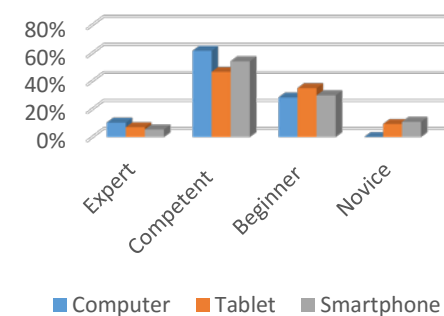
1. What digital devices do you use, own or want to acquire? Tick all that apply.

	Windows based	Apple Mac iPhone/iPad	Google Chrome	Android (phone/ tablet)	Other e.g. Linux	Don't know	Total Respondents	Total Devices
Desktop Computer	80.77% 21	34.62% 9	15.38% 4	3.85% 1	0.00% 0	0.00% 0	26	35
Laptop	85.19% 23	14.81% 4	7.41% 2	0.00% 0	0.00% 0	0.00% 0	27	29
Tablet	22.86% 8	60.00% 21	20.00% 7	14.29% 5	0.00% 0	0.00% 0	35	41
Smart Phone	22.86% 8	45.71% 16	5.71% 2	34.29% 12	0.00% 0	0.00% 0	35	38

2. Which of these descriptions best describes your competence with your digital device(s)?

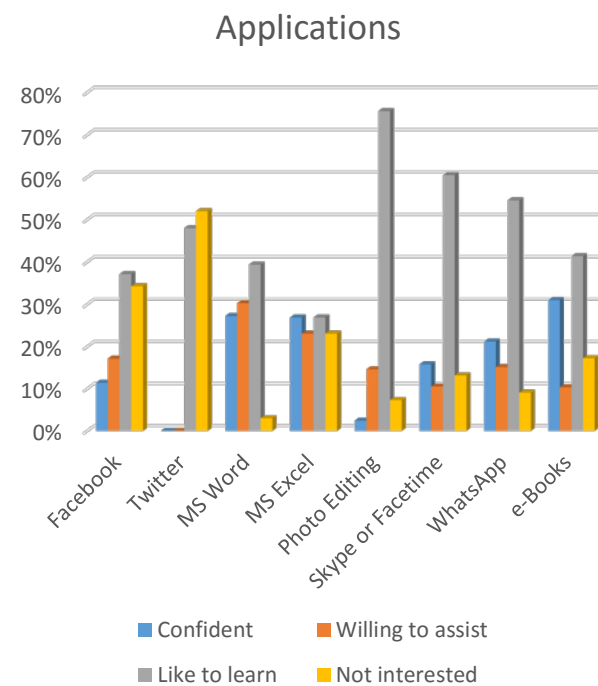
	Expert - don't need outside help	Competent but learning	Beginner - having some problems	Complete novice - floundering	N/A	Total
Desktop or laptop computer	10.26% 4	61.54% 24	28.21% 11	0.00% 0	0.00% 0	39
Tablet e.g. iPad	6.98% 3	46.51% 20	34.88% 15	9.30% 4	2.33% 1	43
Mobile phone - smartphone	5.41% 2	54.05% 20	29.73% 11	10.81% 4	0.00% 0	37

General competence



3. Which of these applications do you use or want to use and what is your current level of competence?

	Confident user	Confident and willing to assist others	Like to learn how to use	Not interested	Total
Facebook	11.43%	17.14%	37.14%	34.29%	35
	4	6	13	12	
Twitter	0.00%	0.00%	48.00%	52.00%	25
	0	0	12	13	
Microsoft Word	27.27%	30.30%	39.39%	3.03%	33
	9	10	13	1	
Microsoft Excel	26.92%	23.08%	26.92%	23.08%	26
	7	6	7	6	
Photo Editing software	2.44%	14.63%	75.61%	7.32%	41
	1	6	31	3	
Skype or Facetime	15.79%	10.53%	60.53%	13.16%	38
	6	4	23	5	
WhatsApp	21.21%	15.15%	54.55%	9.09%	33
	7	5	18	3	
e-Books e.g. Kindle on mobile or tablet	31.03%	10.34%	41.38%	17.24%	29
	9	3	12	5	

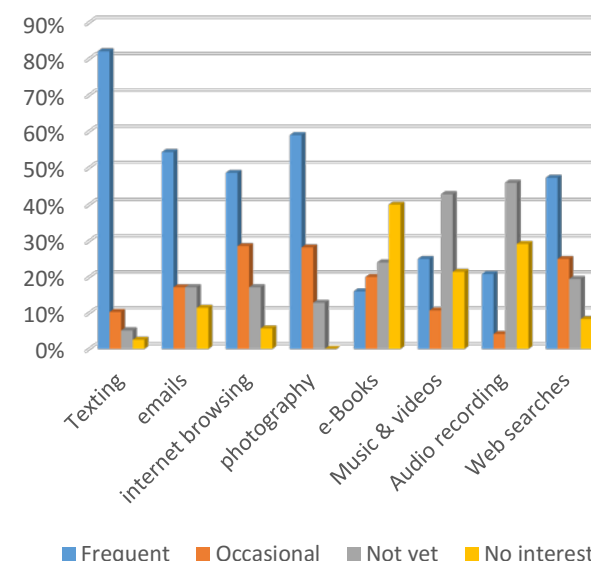


Upper Bann U3A - Digital Devices Survey December 2015

4. If you have a smartphone (one that allows access to the internet) what do you do with it?

	Frequently	Occasionally	Never but would like to	Never and not interested	Total
Send and receive texts	82.05% 32	10.26% 4	5.13% 2	2.56% 1	39
Send and receive emails	54.29% 19	17.14% 6	17.14% 6	11.43% 4	35
Browse the internet	48.57% 17	28.57% 10	17.14% 6	5.71% 2	35
Take photographs	58.97% 23	28.21% 11	12.82% 5	0.00% 0	39
Read e-Books	16.00% 4	20.00% 5	24.00% 6	40.00% 10	25
Play music and videos	25.00% 7	10.71% 3	42.86% 12	21.43% 6	28
Make audio recordings	20.83% 5	4.17% 1	45.83% 11	29.17% 7	24
Do searches e.g. using Google or Siri	47.22% 17	25.00% 9	19.44% 7	8.33% 3	36

Smart Phone usage



5. If you take photographs, how do you print them?

	I do it all myself	Others helps with printing/ ordering	I never print them	Total
Self-service photo printing e.g. Tesco, Chemist etc.	32.50% 13	32.50% 13	35.00% 14	40
On line service e.g. Snapfish	17.65% 3	35.29% 6	47.06% 8	17
Other	37.50% 3	12.50% 1	50.00% 4	8

6. In a typical month, which types of apps do you use on your digital devices (computer, tablets, phones, etc.) most often?

Utility apps (calculate, convert, translate, etc.)

2.33% 1

Upper Bann U3A - Digital Devices Survey December 2015

Entertainment apps (movie trailers, celebrity gossip, radio station guides, etc.)	0.00%	0
Game apps (puzzles, charades, etc.)	0.00%	0
News apps (local news, national headlines, technology announcements, etc.)	11.63%	5
Productivity apps (calendar, to do list, price checker, etc.)	6.98%	3
Search tool apps (directions,) phone numbers, recipes, etc.)	13.95%	6
Social networking apps (location check-ins, friend status updates, etc.)	6.98%	3
Sports apps (sports schedules, scores, headlines, etc.)	6.98%	3
Travel apps (airplane tickets, tourist guides, public transportation info, etc.)	13.95%	6
Weather apps (local forecasts, natural disaster updates, etc.)	6.98%	3
Other (please specify)	30.23%	13

all of above

All of above except Sports apps

BirdTrack, Bird Soundboard, Duolingo, Easyjet

Can only record one answer to this question, normally use at least 5 of above apps

E banking

e mails

Educational for grandchildren, classical music

never use for this

news

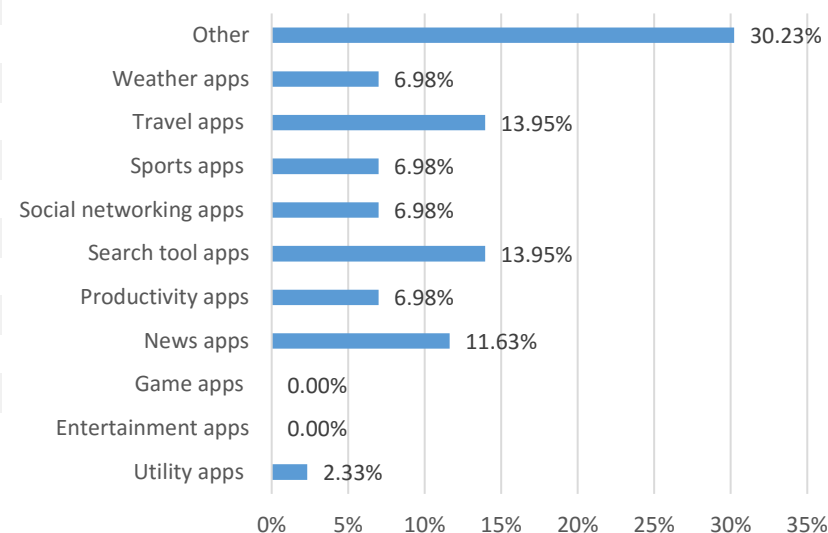
none of the above, . Don't know if I have any!

not sure how to use any of these

Online shopping.

would like to learn about apps.

Most frequently used type of apps.



Upper Bann U3A - Digital Devices Survey December 2015

7. Approximately how often do you use your digital device(s) to do the following?

	More than twice a day	Daily	Every few days	More than twice a month	Rarely	Never	Total
Read and respond to emails	46.00% 23	42.00% 21	10.00% 5	0.00% 0	2.00% 1	0.00% 0	50
Use the internet	38.30% 18	42.55% 20	14.89% 7	2.13% 1	2.13% 1	0.00% 0	47
Look at the Upper Bann U3A web site	0.00% 0	6.38% 3	40.43% 19	27.66% 13	17.02% 8	8.51% 4	47
Check the weather	9.30% 4	30.23% 13	37.21% 16	4.65% 2	13.95% 6	4.65% 2	43
Check the news	26.83% 11	39.02% 16	7.32% 3	7.32% 3	14.63% 6	4.88% 2	41
Check the time	20.00% 8	17.50% 7	0.00% 0	10.00% 4	17.50% 7	35.00% 14	40

8. If you are willing to help others to gain confidence with their digital devices describe which type of device and how.

Able to assist with most devices although limited familiarity with Apple Macs, iPads and iPhones.

Any Windows Office software and Windows 8 device

Computer Laptop Tablet iPad Mobile phone Smart phone

I would be happy to help with most of the above.

iPad and iPhone- very basic info!

Laptop (Windows) - internet searches, Microsoft Office, Windows Movie Maker, Transferring info/photos between devices - USB sticks, CD, DVD, iCloud, Onedrive, Overdrive iPad, iPhone -

Apps - usual - music, radio, TV, Maps/Satnav, Skype, iMovies, Games etc

Level of knowledge low but might be able to help absolute beginner.

Microsoft Office (Word/ Excel/ PowerPoint)

Mostly with desktop or laptop

No, not competent enough

No....I need help!

How often do you use digital devices?

